

HOW TO CREATE A PERSONAL OR TEAM FUNDRAISING PAGE

For additional resources go to training videos or help once you have set up your page

To create a Personal Fundraising or Team Page, follow these steps:

Step 1: Go to Start a Fundraiser on the Mayor's Challenge for Kids website and click on the "Click here to join" button.

How to fundraise:

1. Create a profile page as an individual, then join or create a team.
2. Make a gift to kick things off, then collect donations from family, friends and colleagues.
3. Fundraise! Top individual and top team will earn great prizes!
4. Run, walk, or bicycle anytime and anywhere between May 8-16th to support youth at the Boys & Girls Clubs of Inland Valley.

Kids need us now more than ever before. Thank you for being a hero for kids in our communities!



Click here to join!

The Boys & Girls Club of Inland Valley (BGCIV), previously known as the Boys & Girls Club of Menifee Valley, is a 501 (c) (3) nonprofit organization that opened in June 2014. At BGCMV, we have the privilege of serving the youth of our communities with the necessary resources to provide safe, enriching experiences that last a lifetime.

Step 2: Sign up for a Personal Fundraising Page account with your email and set a password.

Get Started!
To become a Bidder or go to Join Me.
CREATE ACCOUNT

OR

Already a Member?

Username

Username

Password


Password


Please provide password

LOG IN

FORGOT?

Welcome to Join Me!
Boys & Girls Club of Inland Valley


BOYS & GIRLS CLUBS
OF INLAND VALLEY

2021 Mayor's Challenge for Kids

Join Me provides you personal and team fundraising pages, email, and social ne

Note: If you've already signed up for an account on a previous campaign/event, you can login with the same email and password.

Step 3: Create a personal or team fundraiser. *Please note if you are joining a team that already exists, see page 5.*



Create a New Fundraising Activity

Supporting:
Organization: **Boys & Girls Club of Inland Valley**
Project: **2021 Mayor's Challenge for Kids**

Select Type:

☒ **Personal Fundraiser**

☐ **Team Fundraiser**


Warning: The following activities exist within the project.

- Personal Fundraiser



Please make sure you really want to start a new activity.

Create new activity?


Step 3: Congratulations! You now have your own fundraising page. From here, you can edit your personal page, view it, share it with friends and family via email or social media, and view your fundraising progress.



Welcome, Julia Burch | [Home](#) | [Switch Fundraising Activity](#) | [Change Password](#) | [Update Contact Info](#) | [Log Out](#)


 Training Videos  Help


Fundraising Activity: Personal Fundraiser
Organization: Boys & Girls Club of Inland Valley
Project: 2021 Mayor's Challenge for Kids





Personal Fundraiser Activity Dashboard


Tasks


[Edit your personal fundraising page](#) | [View your page](#)
Edit your story or change your fundraising settings like goal or URL.

[Email friends and family](#)
Create new emails or see what emails you have already sent.

[Promote your page](#)
Post to social networking sites like Facebook and Twitter to get your message out.


[facebook](#) [twitter](#) [g+](#) [e](#) [W](#)

[View your fundraising progress](#)
See donations that came in along with their comments.
Send the donors thank-you emails.




FUNDRAISING PROGRESS






So far: **\$0** Goal: **\$125**

[Record an offline donation](#)

HOW TO JOIN AN EXISTING FUNDRAISING TEAM

Step 1: If you are joining a team that already exists, go to fundraiser leaderboard tab on the Mayor's Challenge for Kids website. Click on the team you would like to join.

[Home](#)[Virtual Race Info](#)[Register Here](#)[Start a fundraiser!](#)[Fundraiser Leaderboard](#)[Register Here](#)


Share


Fundraiser Leaderboard


Thank you for providing youth with a safe place!

Team or Person	Goal	Amount Received	Number of Donations
↑ Julia Burch	\$125.00	\$0.00	0
↑ Julia Burch	\$125.00	\$0.00	0
* Lupe's Quail Valley Team : Lupe Branson	\$500.00	\$0.00	0
* Perris Clubhouse Team : Susana Arevalo, Julia Burch, Mrs. Crystal Murillo	\$500.00	\$0.00	0
* Kindness Krew : Valerie Dinis	\$500.00	\$0.00	0

Thank you to our Sponsor




Dr. Gary Cringan



LEGADO

Step 2: From there, scroll down to the bottom of the team page where it says “Join as member” (pictured below). From there you will create an account.



Step 3: Sign up for a Personal Fundraising Page account with your email and set a password.

Note: If you've already signed up for an account on a previous campaign/event, you can login with the same email and password.

Get Started!
To become a Bidder or go to Join Me.
CREATE ACCOUNT

OR

Already a Member?

Username


Password

Please provide password


LOG IN

[FORGOT?](#)

Welcome to Join Me!
Boys & Girls Club of Inland Valley


BOYS & GIRLS CLUBS
OF INLAND VALLEY

2021 Mayor's Challenge for Kids



Join Me provides you personal and team fundraising pages, email, and social ne

Step 4: Click “Yes, join this team” to join as team member.



JoinMe



Create a New Fundraising Activity


Supporting:
Organization: **Boys & Girls Club of Inland Valley**
Project: **2021 Mayor's Challenge for Kids**

You are about to become a member of the team: **Lupe's Quail Valley Team**

Create new activity?

[Yes, join this team](#) [No, don't join the team](#)

Step 5: Congratulations! You are now part of a team fundraiser. From here, you can edit your personal story, view your team page, share it with friends and family via email or social media, and view your team's fundraising progress.




Training VideosHelp

Fundraising Activity: Team Member

Organization: Boys & Girls Club of Inland Valley


Project: 2021 Mayor's Challenge for Kids

Team: Lupe's Quail Valley Team




Team Member Activity Dashboard

Tasks




Edit your personal story | View your team's page

Edit your story that appears on your team's fundraising page.




Email friends and family

Create new emails or see what emails you have already sent.



Promote your team's page

Post to social networking sites like Facebook and Twitter to get your message out.



View your team's fundraising progress

See donations that came in along with their comments.

